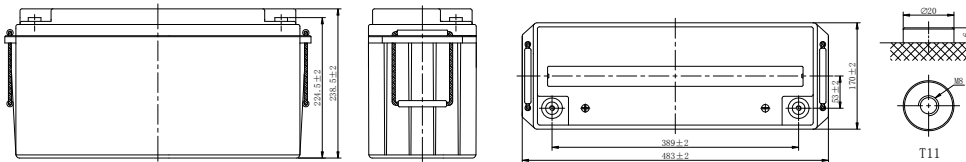


Specification

Cells Per Unit	6
Voltage Per Unit	12
Capacity	150Ah@10hr-rate to 1.80V per cell @25°C
Weight	Approx. 43.2 Kg (Tolerance ±3.0%)
Internal Resistance	Approx. 3.5 mΩ
Terminal	T11 (M8)
Max. Discharge Current	1500A (5 sec)
Design Life	12 years (floating charge)
Max. Charging Current	45.0 A
Reference Capacity	C3 124.2AH C5 136.5AH C10 150.0AH C20 157.6AH
Float Charging Voltage	13.5 V~13.8 V @ 25°C Temperature Compensation: -3mV/°C/Cell
Cycle Use Voltage	14.4 V~15.0 V @ 25°C Temperature Compensation: -4mV/°C/Cell
Operating Temperature Range	Discharge: -20°C~60°C Charge: 0°C~50°C Storage: -20°C~60°C
Normal Operating Temperature Range	25°C ±5°C
Self Discharge	AMP-Tech Plus (VRLA) batteries can be stored for up to 6 months at 25°C then recharging is recommended. Monthly self-discharge ratio is less than 3% at 25°C. Please charged batteries before using.
Container Material	A.B.S. UL94-HB, UL94-V0 Optional.



Dimensions



Length	483±2mm (19.0 inches)
Width	170±2mm (6.69 inches)
Height	238.5±2mm (9.39 inches)
Total Height	238.5±2mm (9.39 inches)
Terminal	Value
M5	6~7 N*m
M6	8~10 N*m
M8	10~12 N*m

Unit: mm

Constant Current Discharge Characteristics : A(25°C)

F.V/Time	10MIN	15MIN	30MIN	1HR	2HR	3HR	4HR	5HR	8HR	10HR	20HR
1.85V/cell	217.5	192.4	135.3	83.8	51.1	37.5	29.4	25.5	17.3	14.3	7.60
1.80V/cell	246.9	218.0	147.3	86.8	52.7	40.7	31.4	26.8	18.2	15.0	7.88
1.75V/cell	267.7	236.0	150.3	91.1	55.5	41.4	32.0	27.3	18.3	15.2	7.95
1.70V/cell	285.4	250.7	153.3	92.9	56.6	42.2	32.5	27.8	18.6	15.3	8.03
1.65V/cell	294.5	258.0	155.6	94.3	57.4	42.6	33.0	28.3	18.8	15.5	8.13
1.60V/cell	304.5	266.0	157.8	95.6	58.3	43.0	33.4	28.7	19.1	15.7	8.23

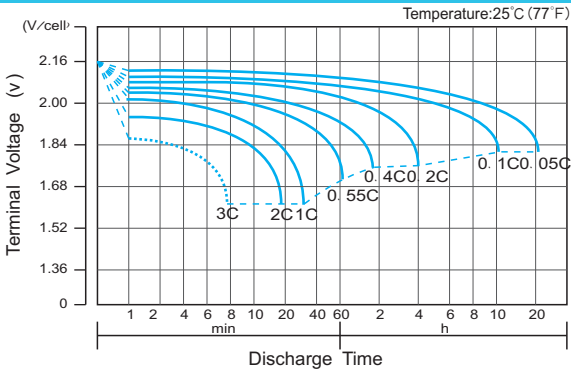
Constant Power Discharge Characteristics : WPC(25°C)

F.V/Time	10MIN	15MIN	30MIN	1HR	2HR	3HR	4HR	5HR	8HR	10HR	20HR
1.85V/cell	400.8	364.3	258.5	162.1	99.3	73.2	57.6	50.2	34.3	28.5	15.1
1.80V/cell	448.3	407.5	279.2	167.0	102.1	79.1	61.3	52.6	36.0	29.8	15.7
1.75V/cell	478.5	434.9	282.8	174.4	107.0	80.4	62.2	53.4	36.1	30.1	15.8
1.70V/cell	503.0	457.2	286.0	177.0	108.7	81.6	63.1	54.1	36.6	30.3	15.9
1.65V/cell	511.2	464.7	288.0	178.6	109.8	82.1	63.8	55.0	37.0	30.7	16.1
1.60V/cell	518.4	471.2	289.3	179.9	110.7	82.4	64.3	55.5	37.4	31.0	16.3

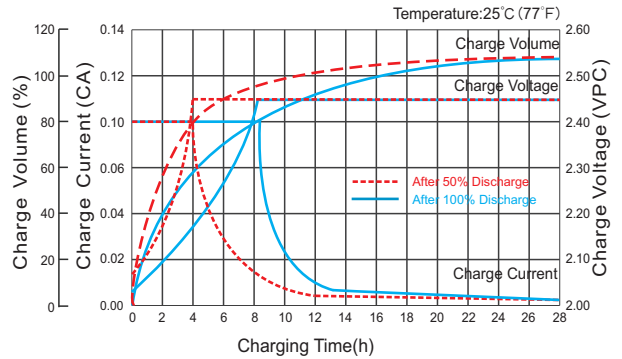
(Note) The above characteristics data are average values obtained within three charge/discharge cycle not the minimum values. The battery must be fully charged before the capacity test. The C₂₀ should reach 95% after the first cycle and 100% after the third cycle.

VALVE REGULATED LEAD ACID AGM BATTERY

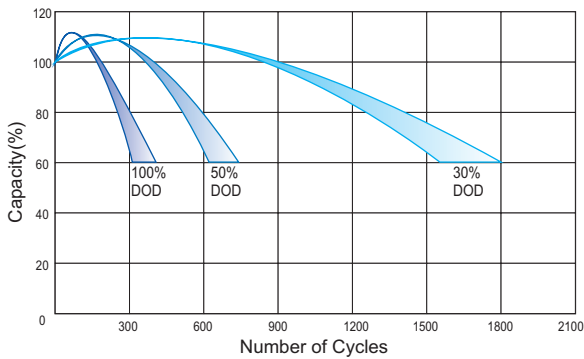
Discharge Characteristics Curve



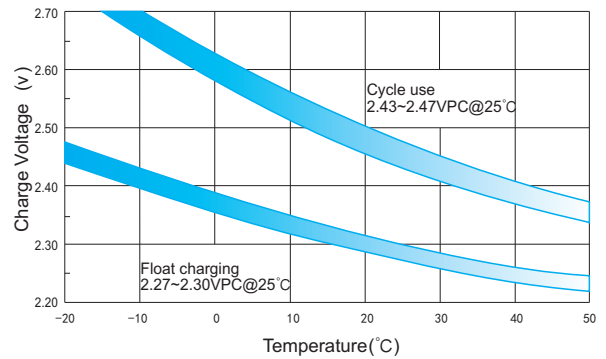
Charge Characteristic Curve for Cycle Use (IU)



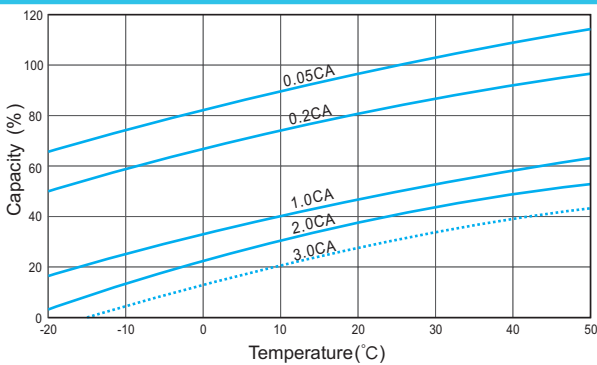
Cycle Life in Relation to Depth of Discharge



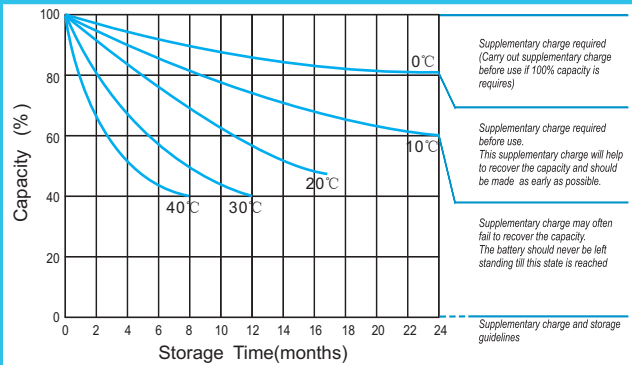
Relationship Between Charging Voltage and Temperature



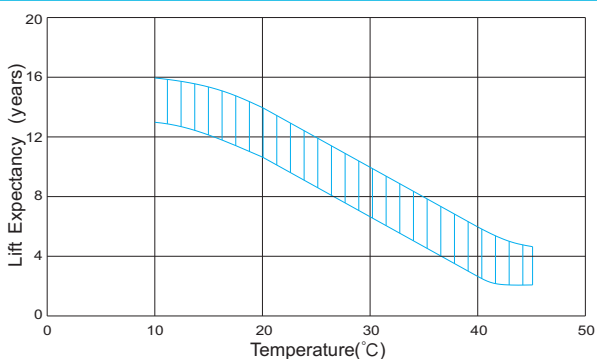
Temperature Effects on Capacity



Storage Characteristics



Effect of Temperature on Long Term Life



Relationship of OCV And State of Charge (20°C)

