



RT650(6V5.0Ah)

Specification

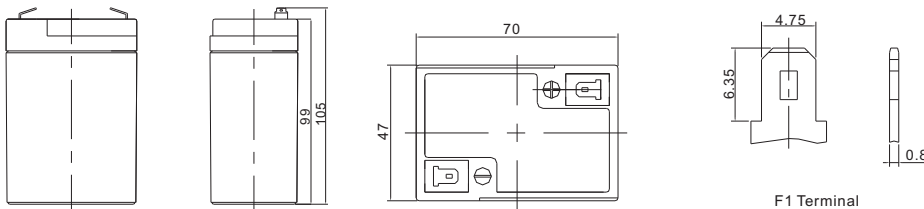
Cells Per Unit	3
Voltage Per Unit	6V
Nominal Capacity	5.0Ah@20hour-rate to 1.75V per cell @25°C
Weight	Approx. 0.70 Kg (Tolerance ±5.0%)
Internal Resistance	≤24 mΩ (Full Charge Condition @25°C)
Terminal	Default F1,F2 Optional
Max. Discharge Current	50A (5 sec)
Short Circuit Current	250A
Design Life	6~8 years
Max. Charging Current	1.50 A
Reference Capacity	C ₃ 3.38Ah C ₅ 4.25Ah C ₁₀ 4.67Ah C ₂₀ 5.00Ah
Standby Use Voltage	6.84 V~6.96 V @ 25°C Temperature Compensation: -3mV/°C/Cell
Cycle Use Voltage	7.30 V~7.40 V @ 25°C Temperature Compensation: -4mV/°C/Cell
Operating Temperature Range	Discharge: -20°C~60°C Charge: 0°C~50°C Storage: -20°C~60°C
Normal Operating Temperature Range	25°C ±5°C
Self Discharge	RITAR Valve Regulated Lead Acid (VRLA) batteries can be stored for up to 6 months at 25°C and then recharging is recommended. Monthly Self-discharge ratio is less than 3% at 25°C. Please charge batteries before using.
Container Material	A.B.S. UL94-HB, UL94-V0 Optional.



RT series is a general purpose battery with 6~8 years design life in float service. It meets with IEC, JIS, BS, GB/T and YD/T standards. With advanced AGM valve regulated technology and high purity raw material, the RT series battery maintains high consistency for better performance and reliable standby service life. It is suitable for UPS/EPS, medical equipment, emergency light and security system applications.



Dimensions



Length	70±1.5mm (2.76 inches)
Width	47±1.5mm (1.85 inches)
Height	99±1.5mm (3.90 inches)
Total Height	105±1.5mm (4.13 inches)
Terminal	Value
M5	6~7 N*m
M6	8~10 N*m
M8	10~12 N*m

Unit: mm

Constant Current Discharge Characteristics : A (25°C)

F.V/Time	5MIN	10MIN	15MIN	30MIN	1HR	2HR	3HR	4HR	5HR	8HR	10HR	20HR
1.60V	18.97	13.41	9.692	5.567	3.055	1.876	1.410	1.138	0.943	0.607	0.493	0.260
1.65V	17.64	12.67	9.266	5.344	2.950	1.816	1.366	1.108	0.919	0.600	0.487	0.256
1.70V	15.92	11.66	8.679	5.108	2.854	1.756	1.329	1.077	0.895	0.591	0.480	0.253
1.75V	14.26	10.68	8.076	4.882	2.750	1.695	1.290	1.050	0.872	0.583	0.473	0.250
1.80V	12.52	9.664	7.457	4.666	2.645	1.634	1.250	1.020	0.850	0.573	0.467	0.248
1.85V	9.939	7.898	6.188	4.019	2.372	1.497	1.155	0.948	0.792	0.538	0.440	0.235

Constant Power Discharge Characteristics : W/Cell (25°C)

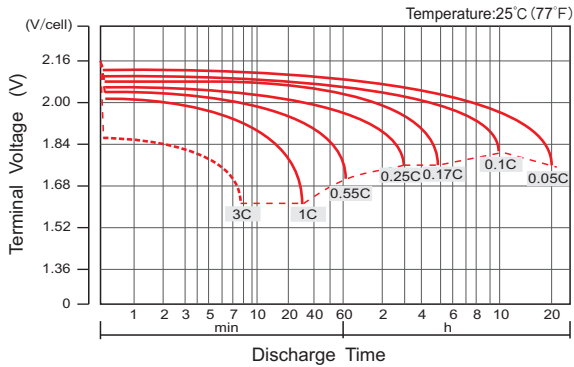
F.V/Time	5MIN	10MIN	15MIN	30MIN	1HR	2HR	3HR	4HR	5HR	8HR	10HR	20HR
1.60V	31.45	22.79	16.94	10.11	5.741	3.555	2.693	2.185	1.818	1.186	0.969	0.513
1.65V	29.58	21.95	16.44	9.809	5.576	3.458	2.621	2.134	1.778	1.175	0.959	0.505
1.70V	27.30	20.58	15.63	9.469	5.428	3.363	2.561	2.084	1.737	1.159	0.945	0.500
1.75V	25.00	19.18	14.75	9.144	5.261	3.260	2.495	2.038	1.699	1.145	0.934	0.494
1.80V	22.42	17.66	13.82	8.828	5.089	3.159	2.427	1.987	1.661	1.128	0.923	0.490
1.85V	18.17	14.69	11.63	7.679	4.593	2.911	2.254	1.854	1.555	1.062	0.871	0.466

(Note) The above characteristics data are average values obtained within three charge/discharge cycle not the minimum values. The battery must be fully charged before the capacity test. The C₂₀ should reach 95% after the first cycle and 100% after the third cycle.

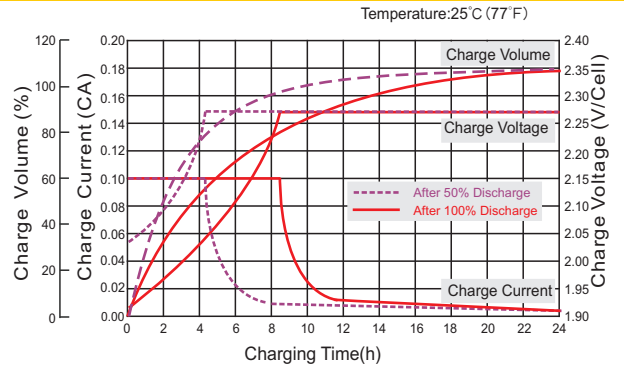
RT650(6V5.0Ah)



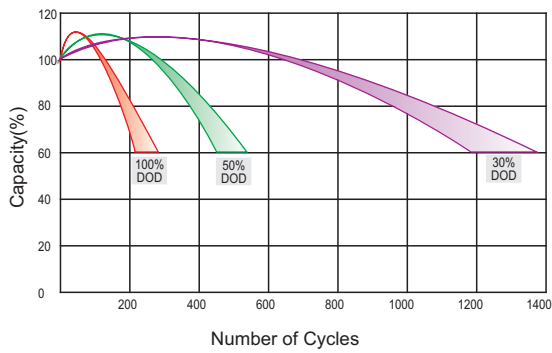
Discharge Characteristics Curve



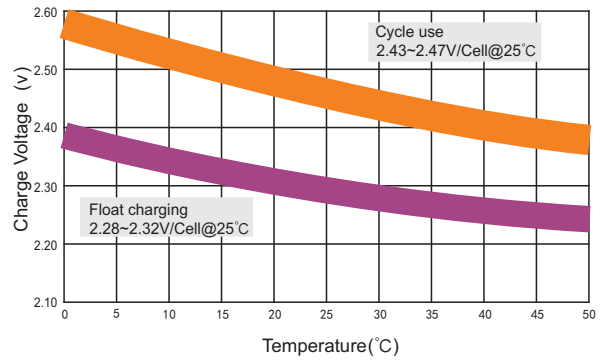
Charge Characteristic Curve For Standby Use(IU)



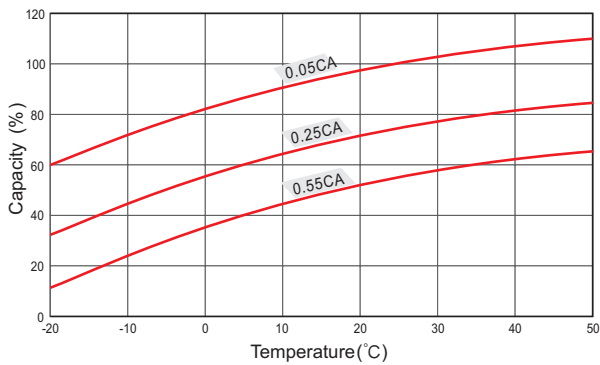
Cycle Life In Relation To Depth Of Discharge



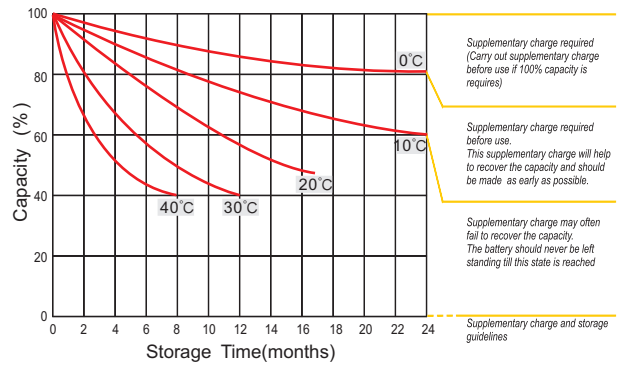
Relationship Between Charging Voltage And Temperature



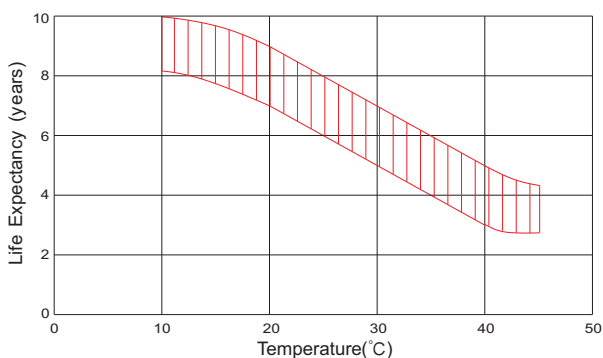
Temperature Effects On Capacity



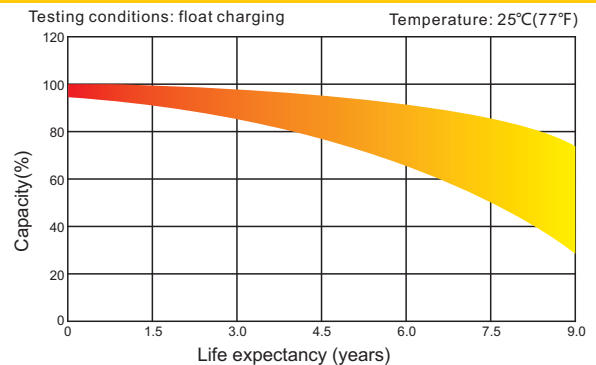
Storage Characteristics



Effect Of Temperature On Long Term Life



Life Characteristics Of Standby Use



(Note) All above information shall be changed without prior notice, Ritar reserves the right to explain and update the latest information.